



Orangery
By Ultraframe

THE ULTIMATE IN ORANGERY DESIGN



Single hipped orangery with white rendered columns and a 2 tier cornice.

SINGLE HIPPED ORANGERIES

A single hipped orangery features a roof shape that extends back to the host wall from its highest point, so when you walk into the orangery, there is a lot of roof height for a dramatic and spacious feel.



Double hipped orangery in anthracite grey with a 3 tier cornice and aluminium columns.

DOUBLE HIPPED ORANGERIES

A double hipped orangery features a ridge at the highest and central point of the roof. Together with the internal pelmet this creates a more traditional lantern orangery roof shape.

ORANGERIES SIMPLE, STYLISH & ELEGANT

An orangery is a beautiful addition to any home, and with an Ultraframe Orangery there is a wide range of traditional and modern design options to help you create your perfect room.

Ultraframe's revolutionary roof system puts warmth and light at the heart of your new orangery. Natural light is maximised thanks to slimline components and fewer bars to let in more light than a traditional orangery or flat roof extension.

On the inside, the lantern shaped roof combined with an internal pelmet creates a cost effective illusion of a traditional orangery build. This insulating pelmet provides energy efficiency and is also the ideal spot for speakers and spotlights.

On the outside, choose from a wide range of decorative cornices to hide gutters and create an elegant roofline. Super-insulated columns bring strength and solidity to your design and are available in an aluminum, brick or render finish. Combine these elegant pillars with full height glazing and large door sets to create a contemporary orangery.

Choose from two stunning roof shapes: single hipped or double hipped orangery.

All roofs are designed for the extremes of the UK climate and are engineered to your specific postcode. Our specialist software uses accurate data from NASA to calculate the altitude of your home along with predicted snow loads and wind speed. Guaranteed for 10 years.

Orangery

By Ultraframe




Stormshield

Triple layer protection at the ridge end, with glazing compression trims, a weathering shield and a secure-fit cover



Neat ridge ends

Neat ridge ends – less bulky vs traditional conservatories. Less material - more light



Strong ridge

Super strong ridge with a high performance thermal break reduces the risk of condensation




Twinbolts

Twinbolts deliver super-strong glazing bar structural connections to ridge and eaves beam



Slim sightlines

Less bars and no bulky radius ends creates a neat, slim lantern look from the inside with a fixed 25 degree pitch



Jack rafters

Tried tested and proven structural jack rafter connections



Profile

Strong 'wineglass' bars engineered to withstand extreme weather conditions for your postcode



Cornice

Create an orangery look around the roofline with a choice of 4 stylish cornice designs



RAL colour

Available in any RAL colour to match your windows and doors



Pre-approved by Assent, Stroma and MFA for easy, fast Building Regulation approval.



Glass options

Choose from a wide range of high performance glass options




Glazing stops

Robust glazing supports prevent glass slippage



Columns

Choose from super-insulated columns finished in aluminum, brick or render.



Pelmet

An insulated internal pelmet creates the lantern orangery look providing a perimeter ceiling for spotlights and speakers

THE ORANGERY RANGE

SINGLE HIPPED ORANGERY



Large aluminum columns with 2 tier cornice, French doors to two sides and full length windows



Small aluminum columns with 1 tier cornice, French doors and full length windows



Large rendered pillars with curved cornice, French doors to two sides and full length windows



Small rendered pillars with 2 tier cornice, French doors and full length windows



Large brick pillars with 2 tier cornice, French doors to two sides and full length windows



Small brick pillars with curved cornice, French doors and full length windows

DOUBLE HIPPED ORANGERY



Large aluminum columns with curved cornice, bi-fold doors and full length windows



Small aluminum columns with 2 tier cornice, French doors and full length windows



Large rendered pillars with 2 tier cornice, bi-fold doors and full length windows



Small rendered pillars with curved cornice, French doors and full length windows



Large brick pillars with 2 tier cornice, bi-fold doors and full length windows



Small brick pillars with 2 tier cornice, French doors and full length windows

Other design options are available with Orangery by Ultraframe.



Double hipped orangery in anthracite grey with spotlights in the insulated pelmet.

ROOF



Double hipped orangery in white with curved cornice and fluted aluminium columns.

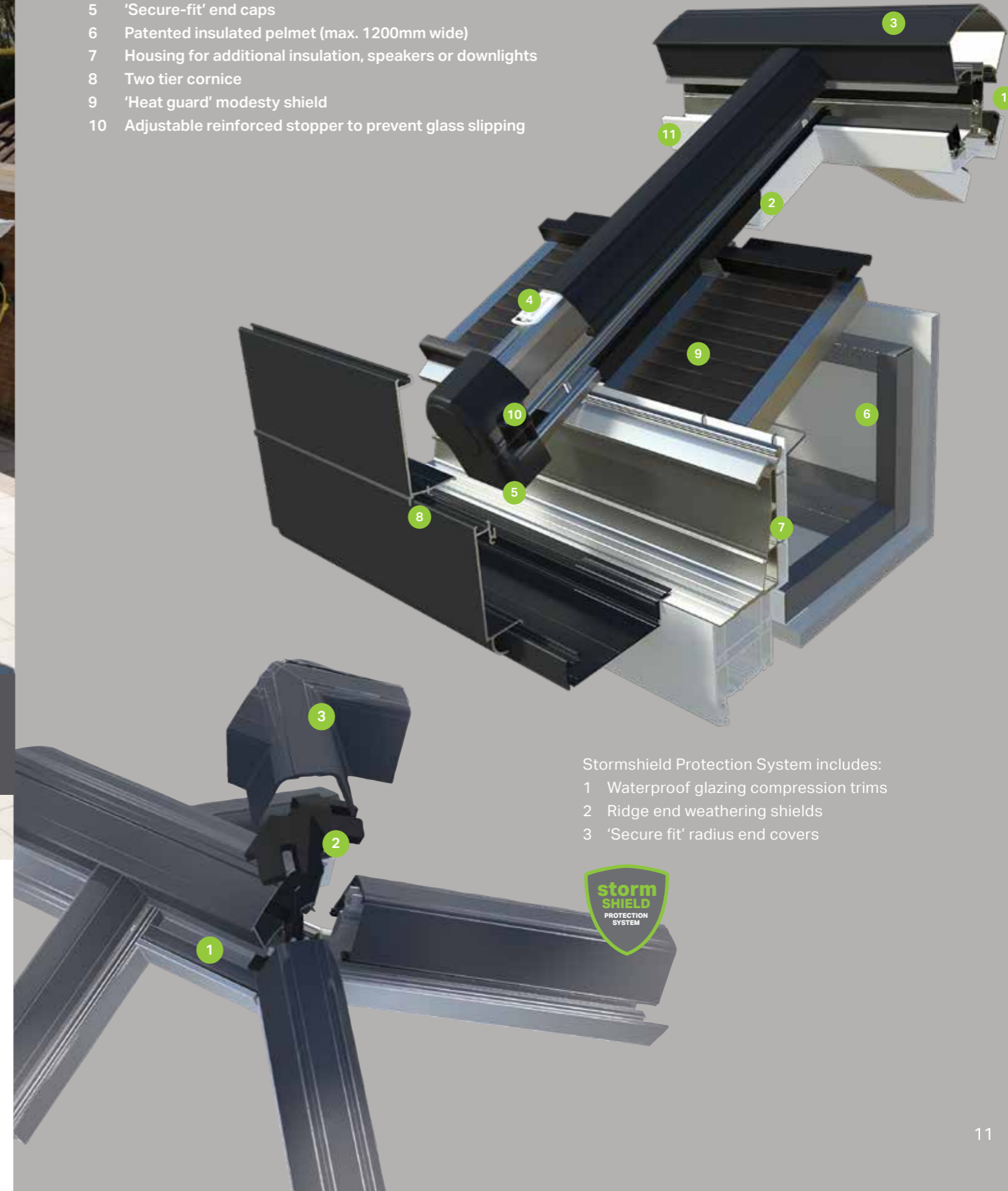
The Ultraframe roof offers homeowners a beautiful orangery solution that features the latest in roofing technology.

Your orangery roof will include all of the following features as standard:

- The strongest ridge on the market
- Minimal bars for uninterrupted sightlines
- High performance thermal breaks to reduce any risk of condensation
- Stormshield protection system prevents any water ingress at the ridge
- Choice of uPVC or aluminium finishes
- Choose grey, white or any bespoke RAL colour

Orangery
By Ultraframe

- 1 High performance thermal break
- 2 Patented thermally insulated aluminium rafter
- 3 Super strong ridge for fewer bars and more light - fixed 25 degree pitch
- 4 Thermally isolating top cap clip
- 5 'Secure-fit' end caps
- 6 Patented insulated pelmet (max. 1200mm wide)
- 7 Housing for additional insulation, speakers or downlights
- 8 Two tier cornice
- 9 'Heat guard' modesty shield
- 10 Adjustable reinforced stopper to prevent glass slipping



Stormshield Protection System includes:

- 1 Waterproof glazing compression trims
- 2 Ridge end weathering shields
- 3 'Secure fit' radius end covers



CORNICE



1 Tier Cornice



Curved Cornice



2 Tier Cornice



3 Tier Cornice

Finish your orangery in style with a choice of flat or curved decorative cornices. A cornice discreetly conceals the gutter for a neater exterior finish as well as adding a beautiful feature, and can be made in any RAL colour.

The curved cornice is ideal for an elegant traditional look while the flat cornice is designed for more contemporary orangery designs. The flat cornice is available in one, two or three tiers at varying heights to suit the proportions of your home and your new orangery.



INSULATED PELMET




Double hipped orangery in white with insulated pelmet.

The thermally insulated internal pelmet system has a plastered finish and extra insulation around the eaves where heat loss is most prevalent, so your orangery will be warm and welcoming all year round.

The pelmet depth can be modified to suit your requirements so that you can choose from a narrow or wide pelmet ranging from 300mm to 1200mm.

Once installed, the pelmet gives the impression of a traditional flat roof deck with a large roof lantern and is the perfect place for spotlights, speakers and cable runs.



Patented insulated perimeter ceiling (max. 1200mm wide)

GLAZING OPTIONS

The glazing in your roof can have an impact on its temperature and energy efficiency so it's important to work closely with your installer to choose the correct specification for the orientation of your home.

All of our glass is self cleaning, toughened and double glazed safety glass as standard.

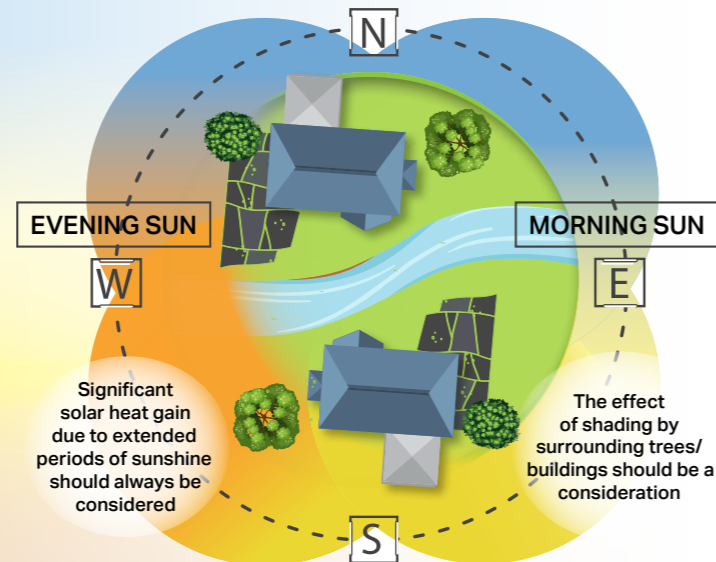
North or East Facing Specification

North or East facing locations will tend to be shady and cool receiving little direct sunlight. Glass with high light transmission and low solar rejection is a great choice as it will allow more heat and light to enter the room and warm the space.

South or West Facing Specification

A South or West facing location may be in the sun for most of the day, which brings lots of bright, natural light. The heat from the sun can also mean the room becomes too bright or unpleasantly warm, unless the correct glazing is specified.

Choose glazing which has a low level of light transmission and higher levels of solar rejection. We can supply glass with a U-Value of just 1.0, which is three times more energy efficient than a standard glass unit.



DOORS / WINDOWS

When it comes to the doors and windows for your orangery think carefully as their style and colour will have a huge impact on the overall look of your new space. Ultraframe Orangeries are compatible with many style of windows and doors so the range of options is huge.

Doors

Bi-fold doors. A popular choice for orangeries as they allow you to completely open up an elevation and really link to the garden beyond.

French doors. A simple set of French doors is a cost effective choice for an orangery.

Sliding doors. There is less frame with sliding doors than bi-folds so if you prefer a clean look, these are the doors for you – but remember they don't offer a fully open elevation like bi-folds.

Windows

Window style. Full height floor to ceiling windows are a stunning option to give your orangery a clean, modern look. Not only does this style of window look beautiful, the large expanse of glass will draw huge amounts of natural light into the orangery. Choose from aluminium or uPVC .

Window colour. Windows can be made in any RAL colour so you can choose to complement or contrast with your orangery roof and the rest of your home.

Conservaglass by Ultraframe "Energy Saving Glass"

| Performance | Great Insulation | | | | | |
|--------------------|------------------|---------|-----------|---------|------------|----------|
| | Low | | Medium | | | High |
| Product Range | Ultimate Blue | Aqua 4S | Bronze 4S | Blue 4S | Neutral 4S | Clear 4S |
| U-Value | 1.0 | 1.0 | 1.0 | 1.0 | 1.0 | 1.0 |
| Light Transmission | 24% | 29% | 42% | 28% | 38% | 68% |
| Solar Gain (G) | 18% | 19% | 34% | 33% | 30% | 45% |
| UV Protection | 94% | 94% | 91% | 92% | 85% | 80% |
| Colour Tint | Blue | Aqua | Bronze | Blue | Neutral | Clear |

Best all rounder

| Performance | Greatest Insulation | | | | | |
|--------------------|---------------------|------------|----------|-------------|-----------|-----------|
| | Low | Medium | | | High | |
| Product Range | Std Aqua | Std Bronze | Std Blue | Std Neutral | Std Clear | Std Glass |
| U-Value | 1.2 | 1.2 | 1.2 | 1.2 | 1.2 | 2.8 |
| Light Transmission | 32% | 52% | 24% | 44% | 77% | 80% |
| Solar Gain (G) | 24% | 49% | 46% | 43% | 70% | 75% |
| UV Protection | 92% | 82% | 90% | 79% | 71% | 25% |
| Colour Tint | Aqua | Bronze | Blue | Neutral | Clear | |

The position of your roof can have a direct impact on the design. South facing sites receive more sun than North facing. The need for ventilation and shading will also vary and effect the choice of glass.

The % of solar gain is the measure of how much solar energy passes through the glass. E.g. Ultimate blue has a 18% solar gain meaning 82% of the solar energy is rejected and will not pass through.



BRICK OR RENDER PILLARS

If you want a more traditional orangery look, choose super insulated pillars with a brick or ready-to-render finish.

Highly insulated, these columns are supplied with A1 fire rated render boards to which the brick mesh or render is easily applied. Choose small (325mm wide) or large (665mm wide) which is equivalent to 1.5 or 3 standard bricks.

Where designs with large spans of doors are used with a small pillar, special reinforced columns will be provided.

We recommend two pillars at the front corners and two matching abutments at the host wall for double hipped orangeries. On single hipped designs, two corner pillars at the front completes the orangery look.

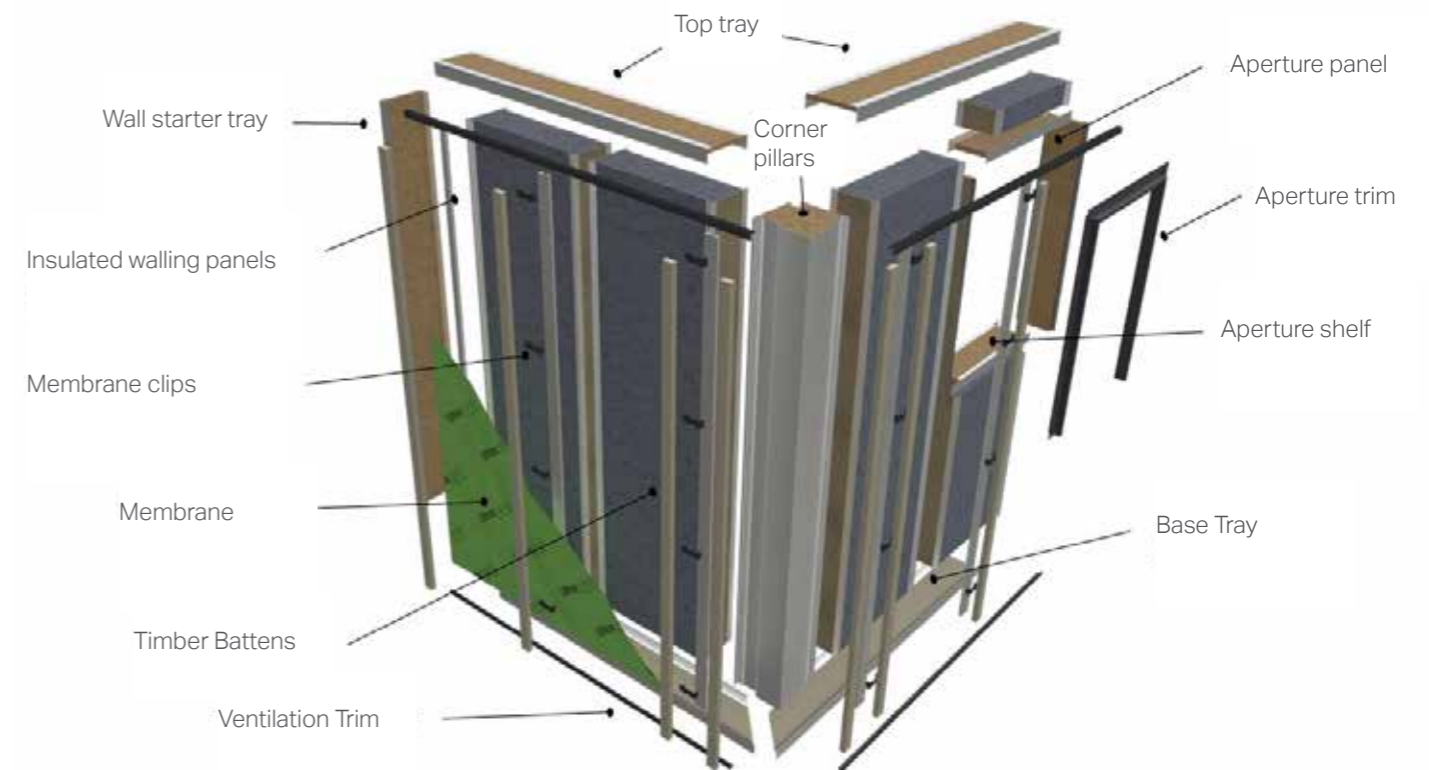
The super insulated pillars and walls are pre-approved by Assent and JHAI for easy, fast Building Regulation approval.




WALLS

If you would like a wall in your orangery (for example along the boundary), use our super insulated wall which can be finished in brick or ready-to-render to match your pillars. The wall exceeds Building Regulations with a U-Value of 0.17. This is far more thermally efficient than a brick wall and will help to keep heating bills low.

*Please note the wall is not compatible with the aluminium columns.



Small render / brick corner pillars 325mm or 1.5 bricks.



Large render / brick corner pillars 665mm or 3 bricks.



Render / brick abutments wall 325mm or 1.5 bricks.



Render / brick abutments wall 665mm or 3 bricks.

PILLAR FINISHES

There are many different finishes you can choose for your pillars. If you choose brick, you have 13 brick mesh options to choose from. Render is available in any colour however the popular options are grey, white and cream. Contact your installer to see a full range of colours.



ALUMINIUM COLUMNS



White double hipped orangery with fluted aluminium columns and a curved cornice.

STRUCTURAL SUPPORT

To manage lateral forces and avoid any 'racking' your orangery will require sufficient structural support at the corners. Usually a large super-insulated column or pillar will suffice, however if you are using small pillars extra reinforcement may be required and a small reinforced brick/render column will be specified if required.

Specialist software also engineers your roof to withstand the extreme weather conditions for your specific postcode by providing the necessary beam reinforcement to ensure the doors beneath continue to move freely even during periods of heavy snow.

Designs with large door spans may however need an additional goalpost. Made from aluminium, Ultraframe Goalposts have been engineered to be as light as possible for an easy installation without heavy lifting equipment. Designed to work perfectly as part of an Ultraframe orangery, the header beam is hidden within the pelmet and the vertical posts sit discreetly behind door frames for a minimalist look. The Ultraframe Goalpost suite includes a range of header sizes and vertical posts to suit the height of the door frames.

Watch our animation about structural support which explains lateral stability and why it is important when specifying.




Super insulated aluminium columns bring strength and solidity to your orangery design. Constructed around a thermally insulated core, they are five times more thermally efficient than a similar sized brick pillar. The integrated structural frame means you can include larger expanses of glass and bi-fold or sliding doors into your design.

Depending on the look you choose, the columns can be small (325mm wide) or large (485mm wide) with a flat or fluted finish. They are available in any RAL colour to complement or contrast with your property.



Features

- 1 Eaves beam supporting platform
- 2 Styropor carbon enriched expanded polystyrene insulated core
- 3 Anchoring battens
- 4 OSB board, mechanically fixed to battens
- 5 Breathable membrane
- 6 Flat powder coated aluminium claddings
- 7 Fluted powder coated aluminium claddings
- 8 Various base details available
- 9 Structural set out post



Flat

Fluted





Orangery

By Ultraframe

Job No. 9103 **** Orangery by Ultraframe 12/24

It is Ultraframe's policy to continually seek to improve it's products, processes and service and we reserve the right to change specifications without prior notice. We have been trading for nearly 35 years and strive to deliver unrivalled quality and service.